

VEGETATION MANAGEMENT

Management Practices

- Increasing the moisture content of vegetation
- Proper spacing of individual plants
- Decreasing amount of vegetation within 100' of residence
- Installing drought tolerant species
- Eliminating fire prone species surrounding home
- Shortening plant height to below 2' within 10' of home



Four R's of Management

Removal

- Remove all dead vegetation within 100' of home
- Remove all vegetation within 10' of chimney
- Move wood piles at least 30' from home

Reduction

- Reduce vegetation within 100' of your home
- Space shrubs in groups of 3 with 15' spacing between groups
- Trim plants to 2' or lower within 10' of your home
- Provide for horizontal and vertical separation between trees and shrubs

Replacement

- Replace highly combustible plant species with recommended species
- Ensure proper spacing between new plants

Resistant

- Utilize fire resistant species when possible
- Continue to reduce dead material and thin fire resistant species

*Take responsibility for your home,
it is up to you to be prepared for
a wildfire!*



CITY OF SAN LUIS OBISPO FIRE DEPARTMENT

2160 Santa Barbara Ave.
San Luis Obispo, CA 93401

P 805-781-7380 • F 805-5404-8517

twitter.com/slo_city_fire

www.slocity.org



The views and conclusions contained in this document are those of the authors and should not be interpreted as representing the opinions or policies of the Fire Safe Council, the U.S. Forest Service or the U.S. Government. Mention of trade names or commercial products does not constitute their endorsement by the Fire Safe Council, the U.S. Forest Service or the U.S. Government.



WILDLAND FIRE PREPAREDNESS

Homeowner Vegetation Management




Will you be prepared?

Low Risk



DESIRABLE PLANT LIST



Catalina Fragrance



Bearberry Cotoneaster



Comp. Strawberry Tree




Bi-color Lupine



Dwarf Rosemary



Blue Fescue



European Olive



Burford Holly



Holly Oak



California Native Oaks



Oregon Grape



California Poppy




Pineapple Guava

PLANT AND TREE SPACING

Vertical Spacing

Trees and shrubs more than 10' in height require a vertical separation of 4' between the plant material and lowest branch of the tree or shrub



Trees and shrubs less than 10' tall located within 30' of the home require a vertical separation of 2' between plant material and lowest branch of tree or shrub



Trees and shrubs less than 10' tall located more than 30' from the home require no vertical spacing between plant material and lowest branch



Horizontal Spacing


Shrubs greater than 2' tall shall be in a maximum grouping of three plants and separated by a distance of 3x the height of the tallest shrub, with a minimum of 15' spacing



Shrubs over 2' tall should be no closer than 15' from the edge of a tree canopy



Trees shall be in a maximum grouping of 3 and separated by a distance of at least 30 feet



UNDESIRABLE PLANT LIST



Cypress



Artichoke Thistle




Eucalyptus



Black Mustard




Juniper



Black Sage



Mexican Palm



California Sagebrush



Pampas Grass



Chamise



Tumbleweed



Coyote Bush



Yellow Mustard

High Risk

