









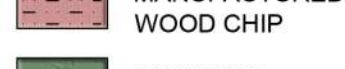




**SITE SCHEDULE**

- 01 MULTI-PURPOSE FIELD
- 02 LITTLE DOG RUN
- 03 BIG DOG RUN
- 04 BIOSWALE AREA
- 05 MULTI-SPORT COURT
- 06 HALF BASKETBALL COURT
- 07 BOCCE COURT
- 08 EXISTING WORKOUT AREA
- 09 LEARNING GARDEN
- 10 EXISTING COMMUNITY GARDEN
- 11 PICNIC AREA
- 12 NEW RESTROOM BUILDING
- 13 5-12 PLAYGROUND AREA
- 14 1-5 TOT LOT PLAY AREA
- 15 EXISTING RECREATION BUILDING
- 16 EXISTING PARKING LOT AREA
- 17 COMPOST
- 18 NEW PLANTING AREA
- 19 RE-SURFACED ASPHALT
- 20 BIKE RACK
- 21 ASPHALT GAME MARKINGS
- 22 SHADE STRUCTURE W/ RAINWATER CATCHMENT DEMONSTRATION
- 23 BUILT IN CURVED BENCH
- 24 DOG PARK COURSE
- 25 DOG PARK ENTRANCE

**SITE LEGEND**

-  EVERGREEN TREE
-  DECIDUOUS TREE
-  PALM TREE
-  ACCENT TREE
-  ASPHALT
-  CONCRETE
-  DECOMPOSED GRANITE
-  GRASS
-  PLANTING AREA
-  DOG PARK
-  MANUFACTURED WOOD CHIP
-  BIOSWALE
-  DRINKING FOUNTAIN

SCALE: 1/16" = 1'-0"

