



# Budget in Brief

2015-17 Financial Plan

[www.slocity.org/budget](http://www.slocity.org/budget)

*“This Financial Plan continues to take the City down the path toward long-term financial sustainability. It identifies and funds vital services important to the community, enables the implementation of the Major City Goals and Other Important Council Objectives determined by Council, reinvests in infrastructure, and provides employees with the tools, equipment, and training to deliver services to our community in the most effective way.”*

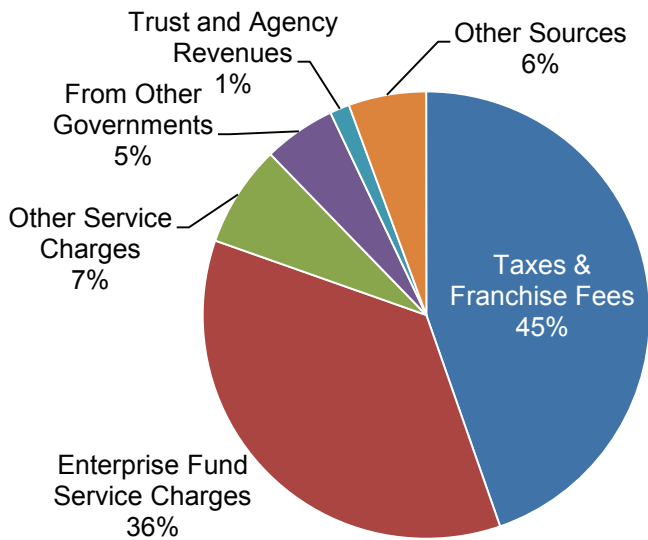
-Katie Lichtig, City Manager

## Financial Plan (\$ millions)

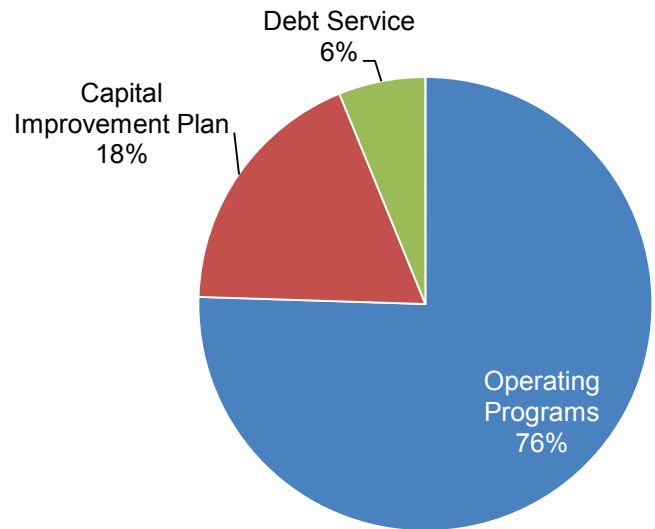
ALL FUNDS COMBINED	ACTUAL 2013-14	2014-15	CURRENT 2015-16	2016-17
Operating Programs	80.8	87.2	93.0	94.4
Capital Improvement Plan	14.3	74.9	22.5	104.7 <sup>1</sup>
Debt Service	8.1	10.0	7.6	12.8
<b>Total</b>	<b>\$103.2</b>	<b>\$172.1</b>	<b>\$123.1</b>	<b>\$211.9</b>

<sup>1</sup> Includes \$76.8M in construction costs for Water Resource Recovery Facility upgrade

### 2015-16 Funding Sources (\$123.1 million)



### 2015-16 Expenditures (\$123.1 million)



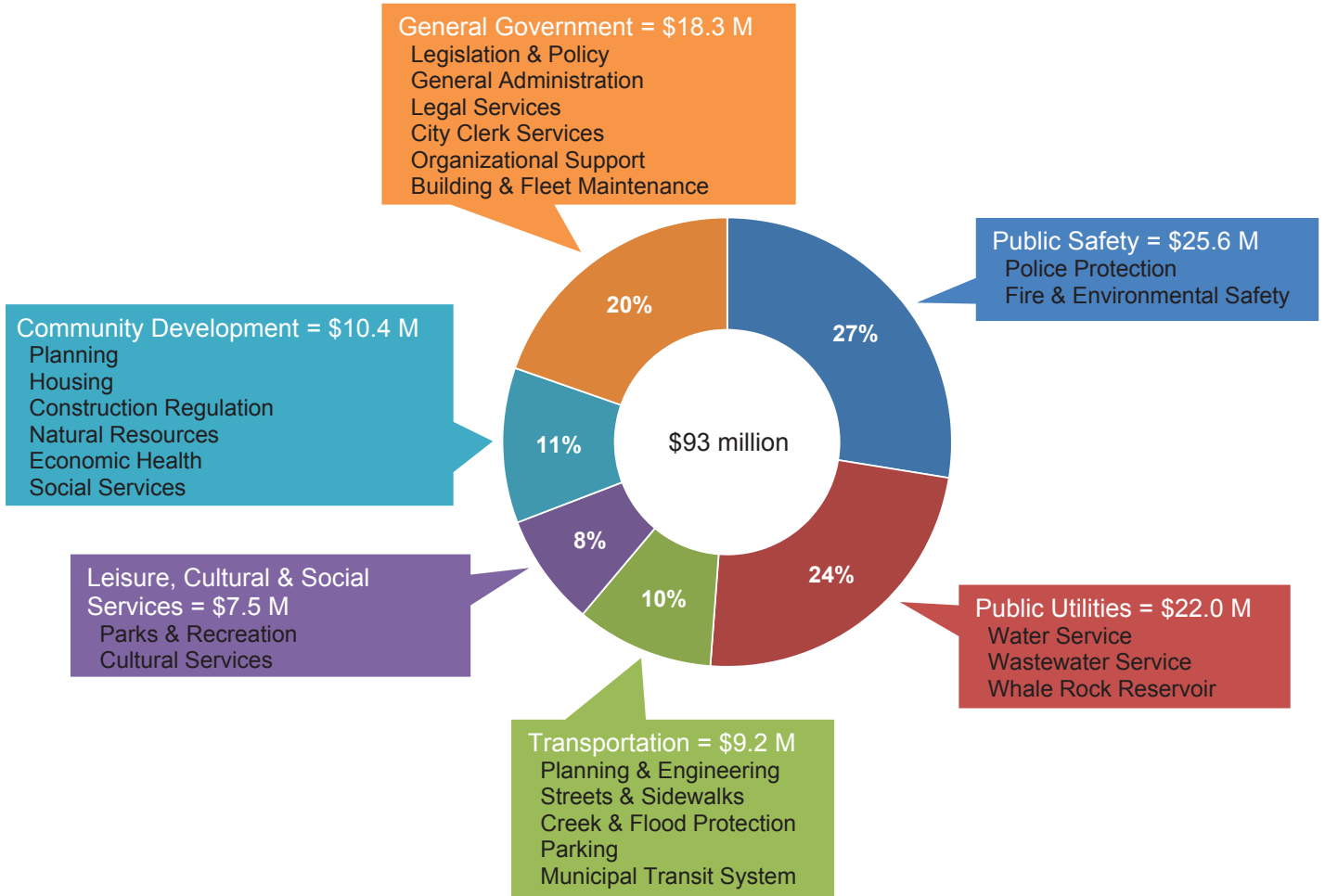
### 2015-17 Council Goals (Expenditures in thousands)

MAJOR CITY GOALS	2015-16	2016-17	OTHER IMPORTANT OBJECTIVES	2015-16	2016-17
	Open Space Preservation	1,521	3,037	Neighborhood Wellness	1,160
Multimodal Transportation	4,270	9,250	Laguna Lake Restoration	700	
Housing	605	288	Fiscal Sustainability	32	30
<b>Total</b>	<b>\$6,396</b>	<b>\$12,575</b>	Downtown	234	193
			<b>Total</b>	<b>\$2,126</b>	<b>\$3,070</b>

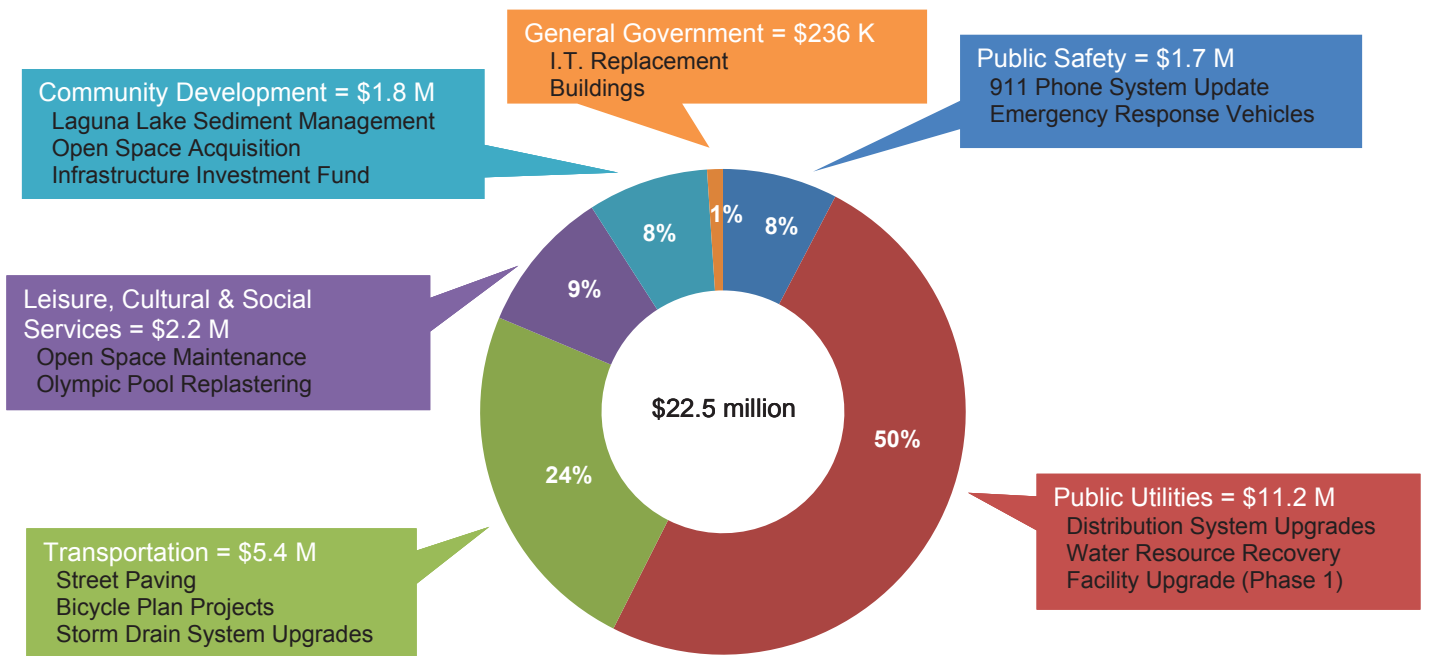
Note: Funding sources include General and Enterprise Funds, Impact Fees and Service Charges, and Grants



2015-16 Citywide Operating Budget



2015-16 Citywide Capital Budget

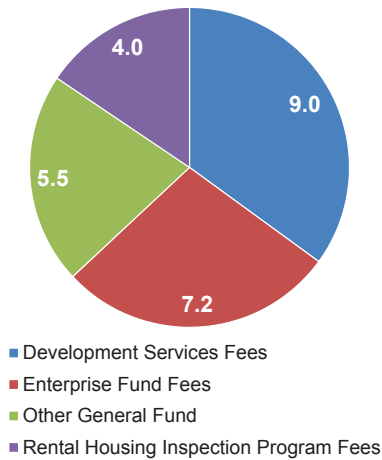


Note: Not all capital projects listed

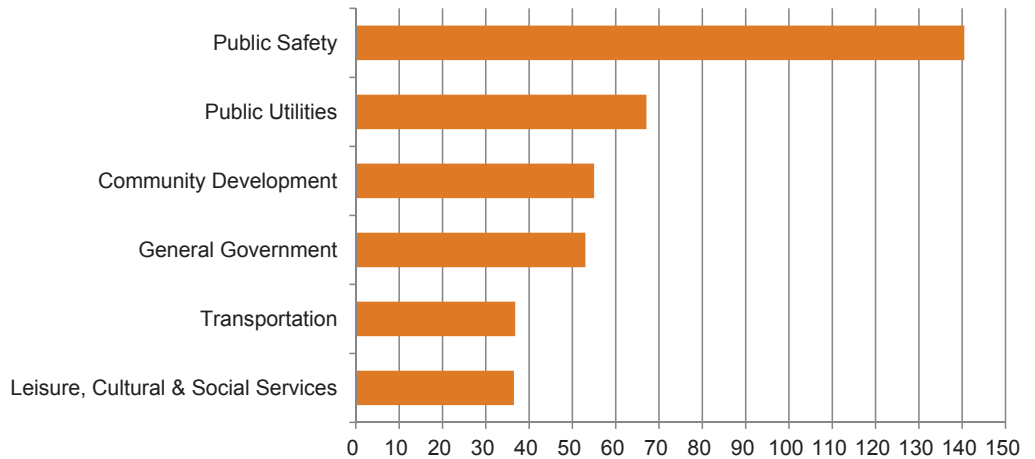


# 2015-17 Budget in Brief

## New Staff (25.7 FTE)

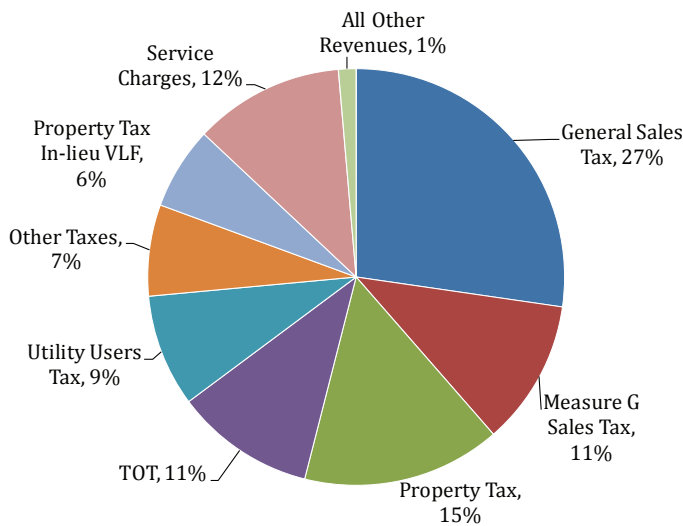


## 2015-16 Authorized Positions (388.9)

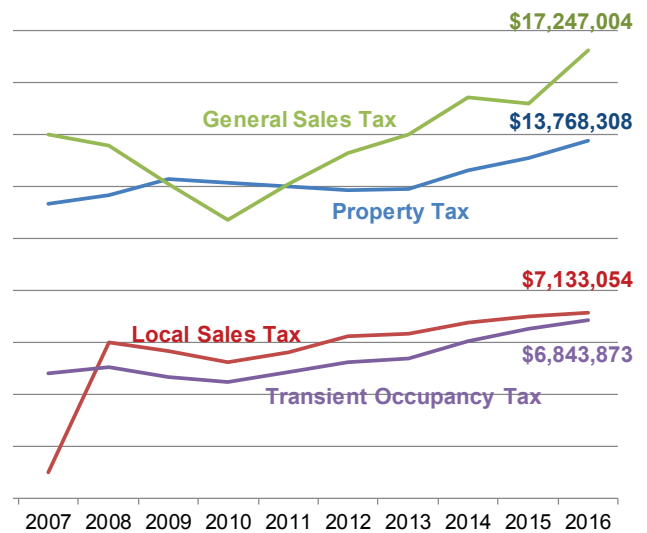


## Spotlight on the General Fund

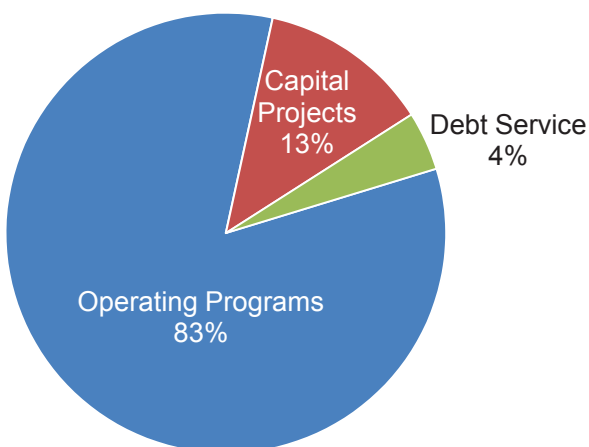
### 2015-16 General Fund Revenues (\$63.2 M)



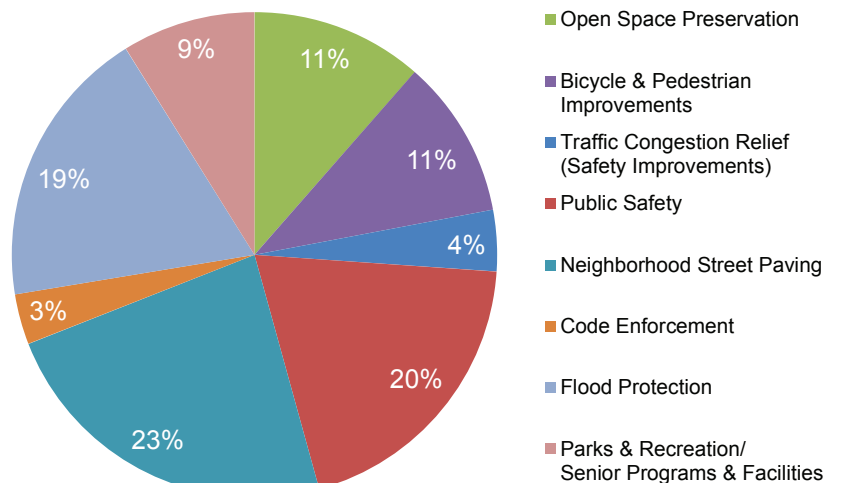
### Top 4 General Fund Revenues (2007 - 2016)



### 2015-16 General Fund Uses (\$69.7 M)



### 2015-17 Measure G Sales Tax Uses (\$16.8 M)





**Measure G Project in Focus: Open Space Protection**

Revenue from Measure G (combined with outside grant funding) will enable the City to pursue land conservation opportunities in the Cuesta Canyon area of the City's Greenbelt through acquisition and protection of portions of The Miossi Brothers La Cuesta Ranch and the Ahearn Family Ranch.



*Ahearn Ranch, Miossi Ranch and Upper SLO Creek from East Cuesta Ridge*

JAN HOWELL MARX  
Mayor

JOHN ASHBAUGH  
Vice Mayor

DAN CARPENTER  
Council Member

CARLYN CHRISTIANSON  
Council Member

DAN RIVOIRE  
Council Member

KATIE LICHTIG  
City Manager

**Frequently Asked Questions**

**What is a Fiscal Year and when does it begin and end?**

The fiscal year is a 12-month period used to measure revenues and expenditures. It starts July 1 and ends June 30 the following year.

**How much does the 1/2 percent sales tax (Measure G) generate?**

Approximately \$7.2 million annually.

**How much is the General Fund Reserve?**

At least 20 percent of General Fund operating costs (about \$11 M).

**Why can't we use resources other than the General Fund to pay for priority services such as fire, police and parks?**

Enterprise, special revenue, and assessment funds have legal restrictions that mandate the collection and expenditure of these funds for very specific purposes.

**Where can I find the budget and other financial documents?**

The 2015-17 Financial Plan is available at [www.slocity.org/budget](http://www.slocity.org/budget).